


# Di2 Old – Modification Guide



## Modifying your old model Di2 shifters - disassembly




The older model Di2 has the shifter cable exiting the shifter housing on the side.




For installing on FastTT aero bars, the shifter cable needs to exit through the centre aluminium barrel.



Disassemble the shifter unit by removing the small cap screw.



## Modifying your old model Di2 shifters - modification and reassembly



Insert the connector end of the shifter cable through the centre aluminium barrel.



The shifter cable should now exit through the centre aluminium barrel. The shifter cable will insert into the round bar end tube of the aero bars.